



**WESSEX  
DOORS**

*Garage Doors With  
A Unique quality*

**G.R.P. GARAGE DOOR  
"AT A GLANCE" GUIDE**

# Garage Doors With A Unique quality



## G.R.P. CROWN RANGE GARAGE DOORS

Wessex Doors is Europe's largest manufacturer of low maintenance G.R.P. (Glass Reinforced Polyester) garage doors and a leading innovator in the field of garage door design.

G.R.P. is an incredibly strong, dent resistant modern composite laminate with a better strength to weight ratio than steel. The door face is devoid of joints, seams, rivets or fastenings to detract from its good looks. All doors are supplied fully finished, won't warp, shrink or rust and are virtually maintenance free.

The Wessex Gloss White Range combines crisp, clean panel definition with traditional and exclusive styling designed to complement any home. The Wessex Woodgrain Range offers the benefit of a beautiful timber grained door without the time consuming upkeep timber doors usually require.



CANOPY GEAR

MAXIMIZER RETRACTABLE GEAR

Doors also feature a choice of Canopy or Maximizer retractable lifting gear for doors up to 2438mm (8'0") wide and retractable lifting gear for all double doors (over 2438mm (8'0") wide). Apart from being extremely robust, Maximizer's cranked lifting arms give full drive-through width at wing

mirror height for most saloon cars. The further option of a steel or G.R.P. frame for ease of fitting also provides the complete 'low maintenance' solution.

### A build quality suitable for all budgets

All Doors are available in 3 and 4 Crown build qualities, with a number also available with 5 Crown specification (see individual doors styles for confirmation)

**3 Crown** - Built with an integral steel frame bonded over to provide added strength and rigidity.

**4 Crown** - Feature double skin construction with internal steel reinforcing. The flat backing conceals all bracings for a very neat interior finish in light reflecting white. Doors over 10' wide feature external white powder coated steel horizontal stiffeners to the rear of the panel for increased rigidity. Due to the double wall construction of these doors, no translucent window options are available.

**5 Crown** - Garage doors in standard and made to measure sizes, with an integral steel frame encapsulated in insulating foam within a flat textured G.R.P. panel bonded to the rear of the door. This provides supreme rigidity and an attractive backing. Available with Retractable gear only. Due to the foam filled double wall construction of these doors, no translucent window options are available. 5 Crown is not available for doors over 3048mm (10'0") wide and 2134mm (7'0") high.



3 CROWN INTERIOR FACE




4 &amp; 5 CROWN INTERIOR FACE


### A style for every home

Combine the choice of build qualities with a selection of Gloss White or Woodgrain woodtones and a wealth of window options and you will discover that matching the right Wessex G.R.P. door to your individual home has never been easier.

For details of additional ranges available from Wessex Doors please see our main Range Guide or visit [www.wessexdoors.co.uk](http://www.wessexdoors.co.uk).



IMPACT TESTED FOR STRENGTH



NO MORE RUST!

### Beside The Seaside!

Not only is G.R.P. tough, it is also excellent at resisting the ravages of the weather, even in coastal locations.

The corrosive effects of salt laden air can be easily seen in rusting gates, door hinges and garage doors. G.R.P. eliminates corrosion and the benefits inland are just as convincing - minimal maintenance!

G.R.P. is the material of choice for the sailing industry - look how many GRP yachts are out there! Make Crown range G.R.P. your choice for a new garage door...



# Gloss White



Cheltenham



Edwardian



Emsworth



Georgian



Georgian Tall



Hamble



Newbury



Southwood



Wimborne





## WOODTONES

Hand finished by craftsmen, woodgrain doors are "antiqued" to reproduce the natural subtlety of timber. Please advise if doors are to be fitted side by side to allow doors to be finished as a pair. Each door is unique but pairs will be matched as closely as possible for density of colour and tone.

*Avonbrook*



*Blenheim*



*Boston*



*Canterbury*



*Compton*



*County*





*Elstead*



*Frensham*



*Gothic*



*Majestic*



*Pembroke*



*Pembroke Tall*



*Purbeck*



*Sherborne*



*Sherwood*






Tudor



Warwick



York



### Side Hinged Doors

Loxwood

Rushmoor



Grafton



# Options & Specification

## SECURITY

All doors feature triple-point lock latches activated by an attractive choice of handles.



## WINDOWS (OPTIONAL ON STYLES MARKED WITH )

PLAIN BLACK      STIPPLED      CLEAR



Please note black windows are opaque and cannot be seen through.



Leading options for plain black, stippled or clear.

Please note: Clear and stippled translucent windows are available as options on 3 Crown doors only.

## FRAMES (OPTIONAL)

### Steel Frames

Canopy door frame uprights are 54mm wide as standard, with 68mm wide available as an option (please specify with order) and the head is 68mm high. Maxi-mizer Retractable door frame uprights are 68mm wide as standard and the head is 68mm high. Frames supplied have an exterior Plastisol coating available in white, brown, black or a laminate coating in rosewood and golden oak. Please specify the colour required when ordering. Frames are pre-fitted to canopy doors up to 8'0" x 7'0" and retractable doors up to 8'0" x 7'6" (7'6" x 7'0" for 5 Crown doors). Frames for double doors are supplied as knock down kits.



Woodgrain Golden Oak and Rosewood are polymer laminates and provide a reasonable match to Honey Beech and Dark Mahogany respectively. Please request a sample for confirmation.

### G.R.P. Frame Sections

Supplied in three sections, these frames are in two sizes 70mm x 70mm or 95mm x 70mm (2.3/4" x 2.3/4" or 3.3/4" x 2.3/4") for doors up to 4877mm x 2438mm (16'0" wide x 8'0" high). Frames are available in Gloss White or Woodgrain finish in standard colours. Frame sections are not pre-fitted and are supplied loose for fitment to any door.

### Facias

Finished G.R.P. sections designed to match your G.R.P. door for filling in above or beside the opening. Facias are available in Gloss White or Woodgrain finish in standard colours in widths between 50mm to 305mm (2" to 12"). Minimum length is 1829mm (6'0").

NB. Lengths over 3048mm (10'0") will be supplied in two sections.

### Uprights Only (pairs)

Uprights are available in two sizes 70mm x 70mm or 95mm x 70mm (2.3/4" x 2.3/4" or 3.3/4" x 2.3/4") for doors up to 2438mm (8'0") high. Uprights are available in Gloss White or Woodgrain finish in standard colours. Uprights are not pre-fitted and are supplied loose for fitment to any door.

## GENERAL INFORMATION

- HANDLE POSITIONS**  
 These will vary between canopy and retractable doors of the same style and between doors of different heights of the same style with the same gear.
- GLAZED G.R.P. DOORS**  
 All window design doors are fitted with standard black opaque windows, which cannot be seen through. Clear and stippled translucent windows are available as options on 3 Crown doors only.
- END STILES**  
 Width of end stiles will vary between doors of the same style of different widths.
- PHOTOGRAPHY**  
 All main door images in this publication are of 7'0" x 7'0" (2134mm x 2134mm) sized single doors.
- COLOURS**  
 Colours shown in this publication are for guidance only. For accurate colours please request to see a current sample.
- TRANSLUCENCY**  
 Translucency of the door panel may vary when viewed from the inside on a bright day due to variations in laminate thickness. This does not represent a manufacturing defect and overall performance is not affected.

## REMOTE CONTROL AUTOGLIDE

This very safe and secure DC operator is purpose built for use with canopy doors and features the ultra secure Wessex Smart Entry System. There is no need for bow-arm conversion and the door's latching system is retained for extra security. Autoglide is suitable for overhead (canopy) doors up to 2438mm wide by 2134mm high (8'0" x 7'0") on Safelift gear. Note: to fit the Autoglide system to a G.R.P. canopy garage door, an alternative spindle is required.



### DC-650NIII HomeLink<sup>®</sup> compatible

Purpose built for use with Maximizer Retractable doors, the DC-650NIII's Smooth DC motor features 'soft start-soft stop' for improved safety and quieter closing. Patented Reference Point Technology means the opener always knows the precise position of the door and constantly measures and monitors forces for ultimate safety and sensitivity. Energy saving circuitry reduces running costs. Anti-thief backdrive feature gives further protection against unauthorised entry.

### DC-550NIII HomeLink<sup>®</sup> compatible

The DC550-NIII is our entry level operator. This operator is suitable for all Maximizer Retractable doors.



\* An alternative receiver module may be required dependent upon which version of Homelink you have.

CI/SfB			
127	(31.56)	X	

## PRODUCT WARRANTY – WESSEX GARAGE DOORS LTD. (WESSEX)

### PRODUCT GUARANTEES

Subject to conditions set out below;

- (a) Wessex garage doors are guaranteed against any form of manufacturing defect for a period of 2 years from the date of original purchase.
- (b) Wessex Garage Doors Limited also guarantee that its garage doors will operate safely and reliably for a period of 10 years from original installation.
- (c) Wessex electric operators are guaranteed against any form of manufacturing defect for a period of 5 years for mechanical elements, motors and transformers and for a period of 2 years for other electronic and radio equipment.
- (d) The Exterior finish is guaranteed to provide an effective weatherproof membrane which will resist perforation of the substrate from the weather side due to corrosion for the periods indicated below.  
10 years - GRP, ABS Elite  
2 years - Primed Steel, Basecoat Timber Doors
- (e) Colour change or fade to the exterior surface will be limited and uniform for a period of 2 years.

### CONDITIONS

1. During the comprehensive 2 year guarantee period Wessex Garage Doors Limited undertake to repair or replace (at its discretion), and without charge, products or components which have suffered any form of manufacturing defect. Claims must be notified within 3 days from the date of delivery or within a reasonable time after discovery of any defect.
2. Products covered by these guarantees must have been purchased through an authorised Wessex garage door distributor or as original equipment attached to a newly built dwelling.
3. The warranties shall apply for normal use only; Normal use constitutes no more than 5 operations (open/close cycles) per day.
4. The warranties offered attach to the Wessex product only and no consequential damages will apply no matter how caused.
5. No liability will be accepted as a result of normal wear and tear, incorrect storage, incorrect handling, faulty installation, incorrect use or wilful damage.
6. Claims under this guarantee must be made through the original supplier and accompanied by relevant documentation indicating the date of purchase (e.g. receipt).
7. Wessex Garage Doors Limited maximum liability shall be the original purchase price inclusive of Value Added Tax at the rate prevailing when supplied.
8. Any product which is the subject of a claim:
  - i) must have been correctly installed in accordance with the installation instructions supplied and thereafter properly maintained by a suitably experienced engineer on a regular basis as set out in the Maintenance and Operating Instructions provided with every door. (Additional copies of these instructions are available by calling 01202 825451). We recommend that regular maintenance is provided by a suitably experienced engineer. See your Yellow Pages for your local Wessex Garage Door or AGDS specialist.
  - ii) must have the manufacturers reference number still intact (found on the barcode label on the door)
  - iii) must not have been modified in any way.
9. Claims will not be accepted where the cause is due to:
  - i) impact or mechanical damage suffered during or following installation, e.g. scratches, indentations, tears, scuffs or other surface abrasion.
  - ii) damage or discolouration caused by contact with any form of caustic, abrasive or corrosive substance, fumes, bird droppings, fire, smoke, floodwater, salts, acids, or from exposure to abnormal atmospheric pollution.
10. This guarantee excludes normal wear and tear on items such as cones, cables, spindles, lock cylinders, hinges or springs.
11. Only Wessex original spare parts must be used when required. The use of non-Wessex parts shall invalidate this guarantee. Warranty period for replacement parts is 6 months or the balance of the original warranty period if greater.

12. The Exterior Finish Guarantee applies only to the weatherside surface and where more than 5% of the surface area of the door is affected. Surfaces must be freely exposed to washing by rainfall and kept clear of accumulated dirt and debris and given equal exposure to local environmental conditions and consistent natural lighting conditions across the face of the door. Special attention is drawn to Clause (9) (i).
13. Primed steel doors and basecoat treated timber doors must receive a suitable exterior quality finishing topcoat immediately after installation. This topcoat finish must be applied strictly in accordance with the manufacturer's instructions.
14. The guarantee period for electric operators excludes batteries, fuses and light bulbs.
15. Parts replaced free of charge become the property of Wessex Garage Doors Limited.
16. Attempted repairs by non-qualified individuals shall invalidate this guarantee.
17. The specific terms of this guarantee shall only apply to products purchased on or after April 2008 within the UK and Eire.
18. Wessex garage doors and associated products are sold subject to the Wessex Garage Doors Limited Standard Terms and Conditions of Sale, copies of which are available upon request. Wessex Garage Doors Limited shall not be liable as a result of any representation, implied warranty or other term or condition or for any consequential loss or damage, costs, expenses or other claims whatsoever except as expressly set out in these Terms and Conditions of Sale.

### General Advice

#### Door Cleaning

Periodically clean the door panel using warm water and a soft cloth or sponge. Allow to dry naturally. Never use detergent, abrasive, caustic or solvent based cleaners as they may damage the door surface. Bird droppings should be removed immediately as these can be particularly caustic.

#### Customer Maintenance

Moving parts should be lubricated regularly to ensure smooth operation. Every six months visually inspect all wear items (including cables) for signs of wear. If wear is detected we recommend you contact your local Wessex approved service engineer to arrange for a replacement. Garage door springs are under extreme tension and should only be repaired or replaced by a suitably qualified engineer.

Other performance issues affecting Wessex. garage doors are:

Wessex G.R.P. doors are individually handcrafted products manufactured to specific customer order. Due to the nature of the product and the hand finishing processes used they may occasionally display small blemishes which do not detract from the overall appearance of the product. These are regarded as being within manufacturers tolerance when such blemishes are not visible to the naked eye when viewed from a distance of three metres. Similarly, Woodgrain effect products will, like the natural material, display colour variations across their surface and colour will vary from door to door. Ordering doors to match helps reduce the variation but will not eradicate it entirely.

**Translucency of the door panel may vary when viewed from the inside on a bright day due to variations in laminate thickness. This does not represent a manufacturing defect and overall performance is not affected.**

**Size and Deflection** - the natural curing process does not affect the ultimate product size and a tolerance of  $\pm 6\text{mm}$  on both height and width is deemed acceptable. Up and over doors in the 'open' position will display a level of vertical deflection or 'sag' across the width of the panel and up to 6mm per linear metre is within design tolerance.

Wessex Timber doors are made from the finest timber obtained from managed and sustainable sources. Prior to fitting they must not be stored in direct sunlight or exposed to splashes or rain as colour fading and/or staining may result. The Wessex product guarantee does not cover natural variations in colour, warping, swelling or shrinkage due to the ordinary natural processes of ageing, fading or the effects of weather or climate nor does it cover the incidence of similar degradation which could have been prevented by carrying out finishing and maintenance procedures as recommended by Wessex.

Wessex Steel doors are manufactured using high quality galvanised steel with a white powder coated primed finish as standard (except oversize doors). A suitable exterior grade of paint should be applied as a finishing coat in accordance with the paint manufacturers instructions.

**These terms and conditions do not affect your statutory rights.**